


Complete solo leveling system includes:

- Horizontal self-leveling visible-beam laser
- Detector with detachable rod clamp and front/rear displays
- Tripod with quick-attach leveling rod (Kombo Kit)
- Durable carrying case for laser and bag for Kombo




We listened to what contractors said they wanted in a leveling tool:



### Simple and Reliable

One-Touch leveling speeds setup;  
H.I. warning prevents errors.



### Electronic Field Calibration

for both the X & Y direction.  
Saves trips to the repair shop.



### Accessible Head and Visible Beam

Lets you work indoors for setting 4' (1m)  
marks or grab the head and point to  
your reference.



### Easy-to-Carry Kombo

- Kombo Kit lets you carry "The System" in one hand.
- Tripod with quick-attach leveling rod, plus carrying bag
- Rod available in inches, 10ths, or metric.

### Money-Saving Combination System

AGATEC 220 laser, recharge kit, alkaline battery holder, SR200 detector and rod clamp, Kombo tripod/rod and carrying bag, and laser case included.

AGATEC 220 laser and detector also available without Kombo.

### Includes Recharge Kit

Allows you to charge and operate at same time.



### All-Weather Tool



- This laser works when you do! It's IP64 for water and dust resistance.
- Don't worry about laser signal distortion due to wet glass panes – the head is protected, but not enclosed.

### Patented Design

- Innovative brushless motor eliminates gears and drive belts.
- Efficient design gives you long battery life – one month on only two flashlight batteries!

U.S. Patent No. 6,688,011. Specifications subject to change without notice.

Manufactured at our ISO 9001 certified facility.

**Integrated level vial**

**Dual LCD Detector**  
Quality system components help you do your job quickly and accurately. The SR200 has convenient front and back displays, two bubble vials, and five grade indicators.

**LCD has five channels of information**

High  
Near grade high  
On-grade  
Near grade low  
Low

Selectable accuracy of <math><1/16''</math> (1 mm) for fine work or <math>1/8''</math> (2.5 mm) for standard applications

Get to grade fast with the back LCD. Allows you to stand behind rod and look toward laser to quickly find on-grade signal.

Audible tones tell you beam location without watching display.


Rugged design, with protective rubber over-mold

Bubble vial to plumb rod

### Easy to Match Slope

Set manual grade to  $\pm 5^\circ$  with the push of a button!

You can match slope in both axes, using the laser's manual mode to override self-leveling, or in one axis with the security of cross axis self-leveling.



## Specifications

<b>Exterior Range</b>	1,000' (300m) diameter with detector
<b>Accuracy</b>	$\pm 3/32''$ at 100 ft. ( $\pm 2.25$ mm at 30 m) over a $6^\circ$ self-leveling range
<b>Laser</b>	635nm, visible, <math><5\text{mW}</math>
<b>Rotation Speeds</b>	90rpm (indoors) and 600rpm (outdoors with detector)
<b>Self-Leveling Range</b>	$\pm 5.7^\circ$ (10%)
<b>H.I. Alert</b>	Laser shut-off, plus sound alarm. User chooses mode as desired.
<b>Slope Match</b>	Up to 10% in both X and Y axes; also X automatic and Y manual.
<b>Battery Life</b>	160 hours with 2 D alkaline batteries / 40 hours with rechargeable NiCd battery pack