



# Self-Leveling Plumb Beam & Level

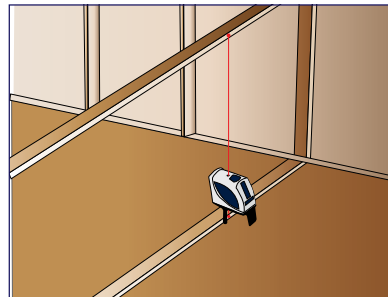


### Three 90° beams

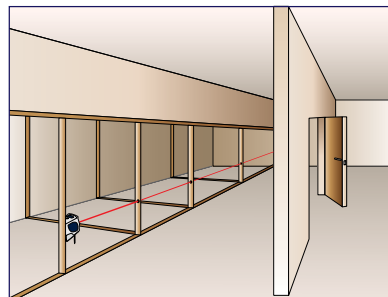
- Simultaneous plumb and level reference points
- 180° plumb beam for floor-to-ceiling transfer

### Self-leveling

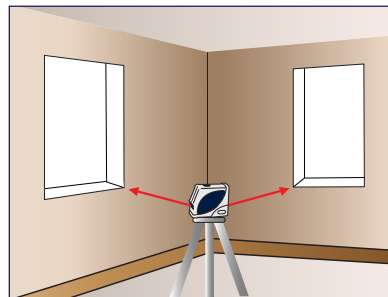
- Reduces setup time
- Out-of-level alert: blinking beams prevent costly errors
- Pendulum lock: protects self-leveling mechanism during transport and storage



Plumb (framing out a wall)



Level (electrical)



Level (carpentry)

### Multipurpose Mounting Bracket

- Fits over floor track or stud for wall layout
- Magnetic attachment
- Key hole for nail or wood screw



Includes handy belt pouch and universal mounting bracket.

### Specifications

Working range	Up to 100 ft. (30m)
Accuracy	± 1/8" at 50 ft. (2mm at 10m)
Self-leveling range	± 5°
Power	3 AA batteries
Battery life	20 hrs. of continuous use
Operating temperature	14° to 122° F (-10° to +50° C)
Tripod mount	1/4 x 20 camera tripod
Size	4 1/2" x 2 1/4" x 3 7/8" (11 x 5.8 x 10 cm)

AM 1129 Printed in US 5/2008  
Specifications subject to change without notice.



2202 Redmond Rd., Jacksonville, AR 72076  
Fax: 501.982.0880 Phone: 501.982.4433  
Toll Free: 800.643.9696  
sales@agatec-na.com - www.agatec-na.com